


Adjusting the portable mounds  
on Crockett fields 5 & 6



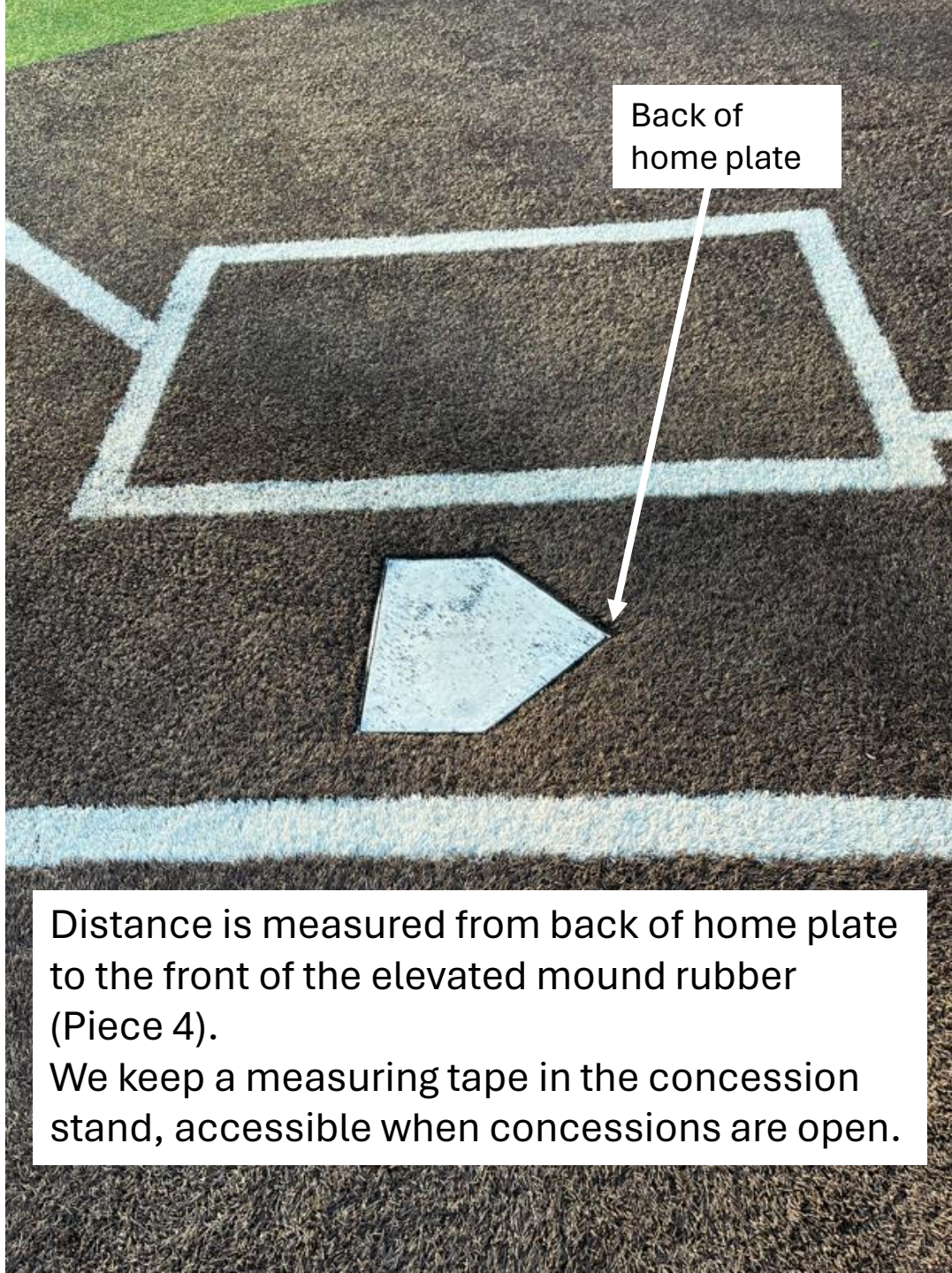


Fields 5 & 6 contain a 4-piece mound that is movable



9/10YO distance = 46'  
11/12YO distance = 50'


If the front of the mound is sitting on the middle of the rubber as shown above, the mound distance is just short for 11/12YO baseball. Need to see entire rubber for 50'. The center of the rubber to home plate is 43.5'.



Distance is measured from back of home plate to the front of the elevated mound rubber (Piece 4).  
We keep a measuring tape in the concession stand, accessible when concessions are open.




To adjust the mound distance, follow these steps




**Step 1** Slightly lift up the front edge of Piece 1 & separate as shown

**Step 2** Slightly lift up the back edge of Piece 1 & separate



Piece 1





**Step 3** Move Piece 3 front & back as Piece 1 was moved to separate

Piece 2

Piece 3

**Step 4** Lift up and pull Piece 2 (lightest of the 4 pieces) back a few feet

Piece 2

Piece 1

Piece 3

Piece 4

**Step 5** Slide Piece 4 up or back depending on the needed distance. Reattach all pieces.